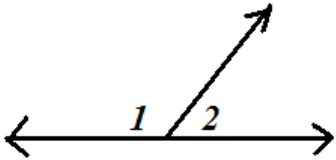


Section 3.1 Properties of Parallel Lines

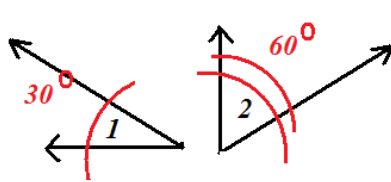
Warm-up:

Define the relationships (supplementary, congruent, complementary, vertical, adjacent, or cannot determine) between the angles 1 and 2 for following problems

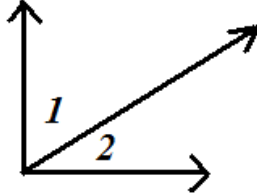
a.



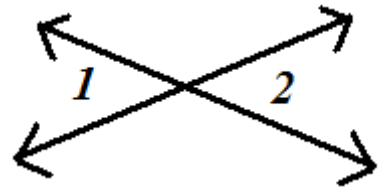
b.



c.

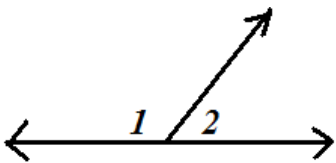


d.



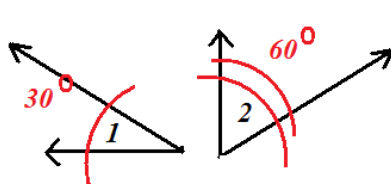
Answers:

a.



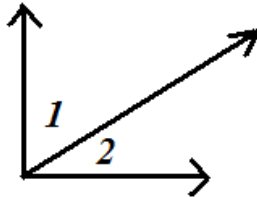
Supplementary
Adjacent

b.



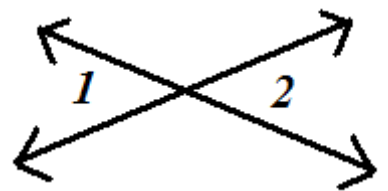
Complementary

c.



Adjacent

d.



Congruent
Vertical